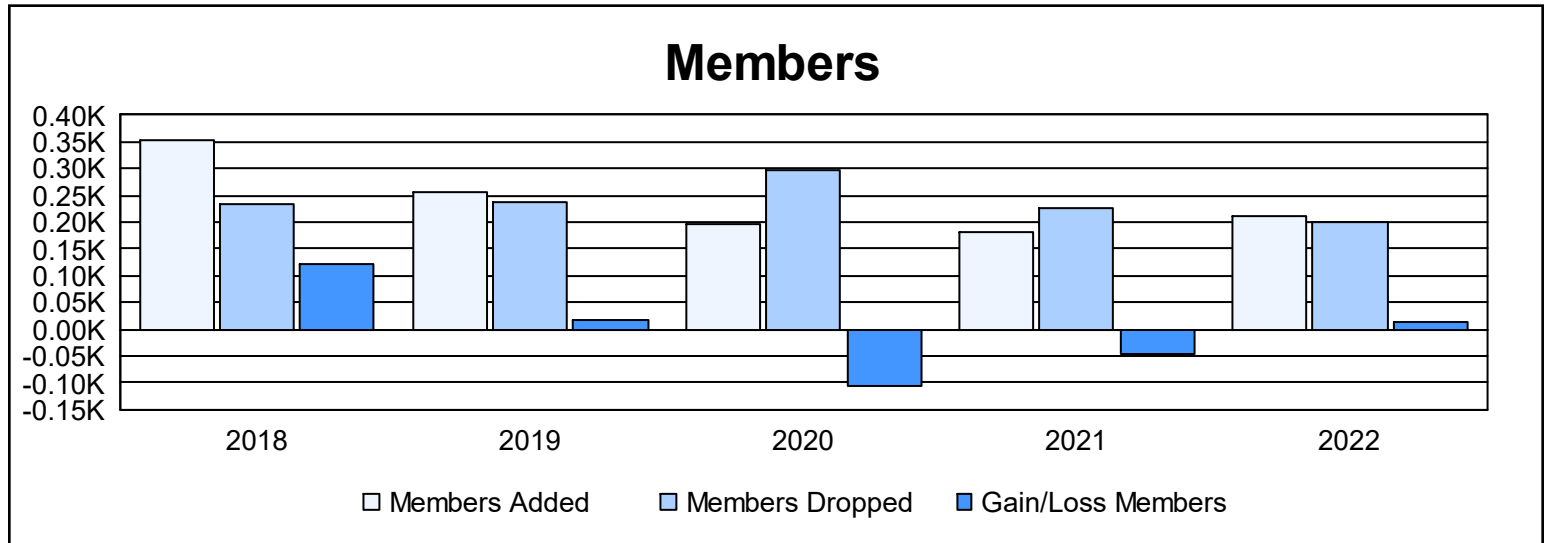
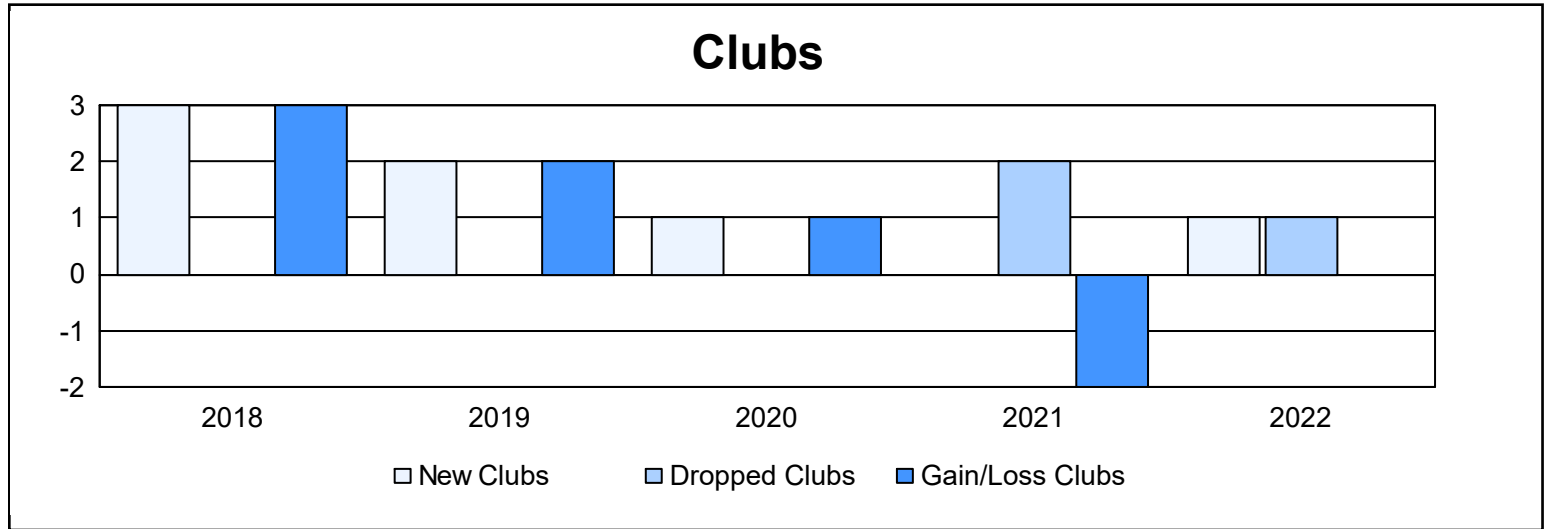
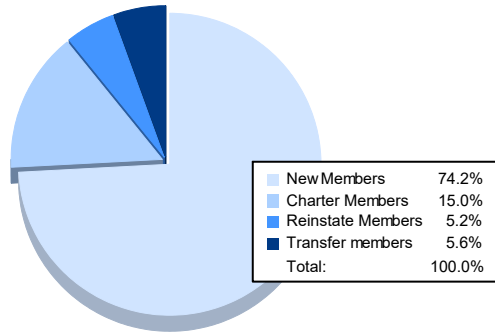


Year	New Clubs	Dropped Clubs	Gain/Loss Clubs	New Members	Charter Members	Reinstate Members	Transfer Members	Total Member Added	Total Members Dropped	Gain/Loss Members
2017-2018	3	0	3	222	111	7	13	353	232	121
2018-2019	2	0	2	182	61	5	8	256	238	18
2019-2020	1	0	1	144	32	8	11	195	299	-104
2020-2021	0	2	-2	152	5	10	13	180	227	-47
2021-2022	1	1	0	158	32	11	12	213	199	14
<b>Average</b>	<b>1</b>	<b>1</b>	<b>1</b>	<b>172</b>	<b>48</b>	<b>8</b>	<b>11</b>	<b>239</b>	<b>239</b>	<b>0</b>



### Membership Composition June 2022 Cumulative



### Gender Composition June 2022 Cumulative

